

1A



DTC Clearance with SDS

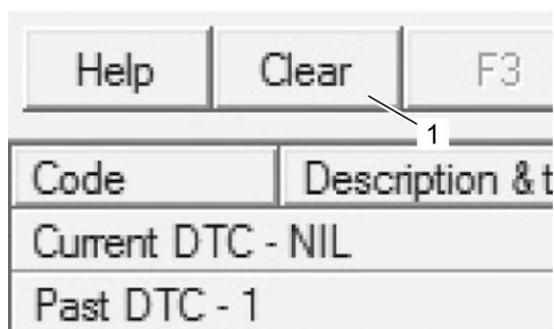
NOTE:

The malfunction code is memorized in the ECM also when the lead wire coupler of any sensor is disconnected. Therefore, when a lead wire coupler has been disconnected in the diagnosis, erase the stored malfunction history code using SDS.

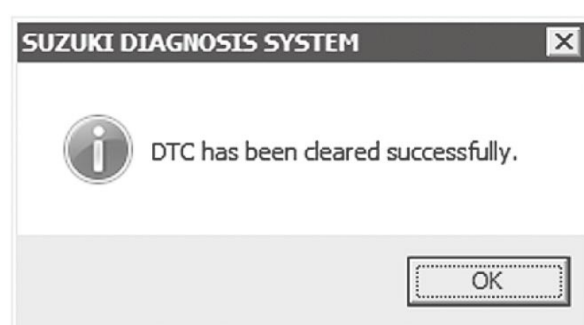
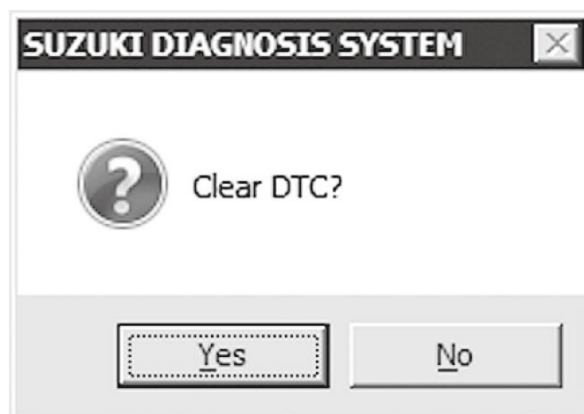
- 1) After repairing the trouble, turn OFF the ignition switch and turn ON again.
- 2) Click the "DTC inspection" button (1).



- 3) Check the DTC.
- 4) The previous malfunction history code (Past DTC) still remains stored in the ECM. Therefore, erase the history code memorized in the ECM using SDS tool.
- 5) Click "Clear" (1) to delete history code (Past DTC).



- 6) Follow the displayed instructions.



7) Check that both "Current DTC" (1) and "Past DTC" (2) are deleted (NIL).

